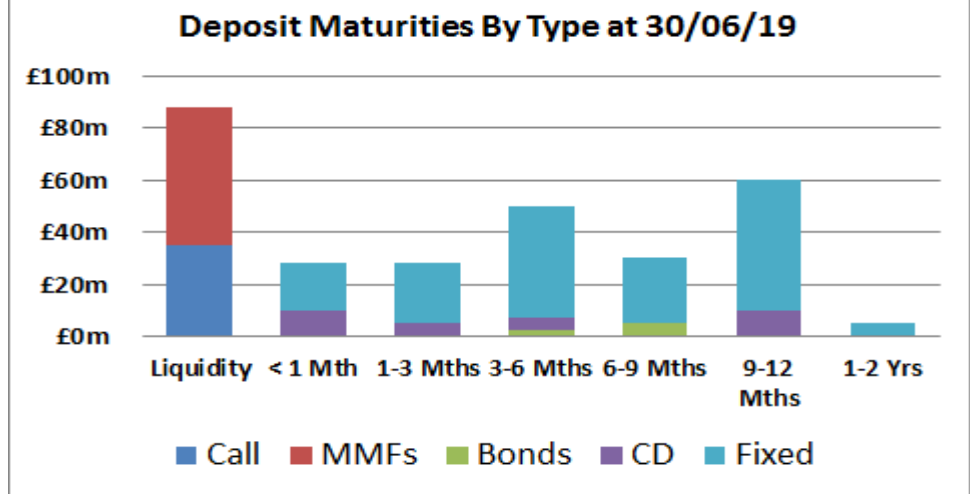
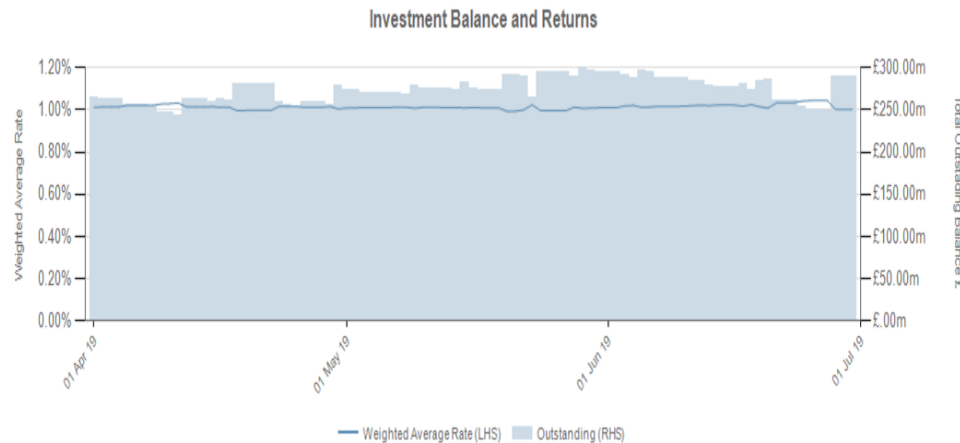
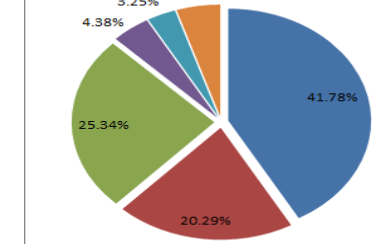
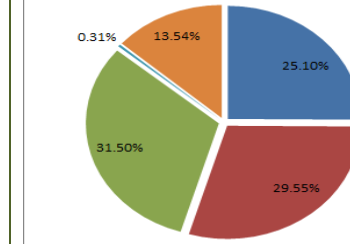
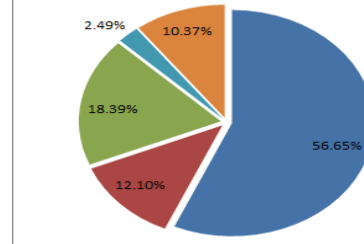
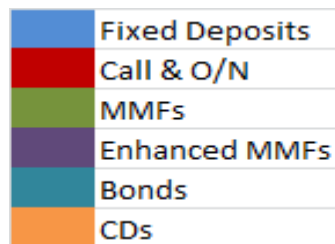


Investment Position at 30th June 2019

Investments Outstanding 30.06.19	Weighted Average Maturity (WAM)	Benchmark Return (7Day/3 Month LIBID) Annualised	Council Performance Annualised
£289.198m	146 Days	1.02%	0.66%

Link Benchmarking Analysis of Investments at 30th June 2019

	LCC	Benchmark Group (8)	English Counties(15)
Return at 30.06.19	1.00%	0.89%	0.90%
WAM	146	78	78
Risk Weighted Score (Duration & Credit Quality)	3.10	3.05	2.84
Model Banding- Expected Return for Risk Taken	0.90% - 1.00%	0.81% - 0.92%	0.83% - 0.93%



This page is intentionally left blank